



# Reynaers Extranet User Guide



The **Reynaers Extranet** is exclusively available for Building Professionals who are interested in Reynaers products and services; you can also access detailed information including **DWG & DXF Files, Article References, Fabrication Manuals, Reynaers Architects Catalogue, Technical Bulletins** and much more...

This guide has been created to help you navigate around the Extranet and assist you with using our very useful online tools:

[\*\*Green Guide Calculator Tool\*\*](#)

[\*\*Archicat Catalogue & DWG/DXF\*\*](#)

**IMPORTANT:** Reynaers Extranet is only compatible with Internet Explorer; the system cannot be used with Mozilla Firefox, Google Chrome or other Web Browsers. Please ensure you access the portal using Internet Explorer. We apologise for any inconveniences caused.



## Green Guide Calculator

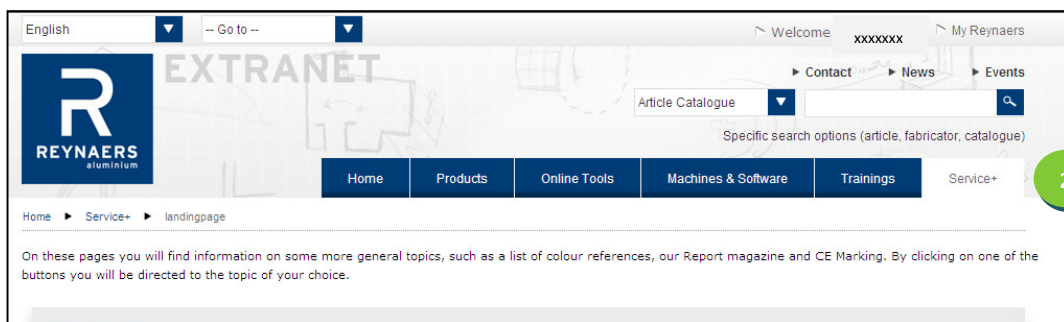
Reynaers can now offer windows that can achieve an 'A' rating in accordance with the BRE Global Green Guide (industrial, education, retail, commercial and health sectors).

In order to simplify the process for you, we have put together a calculator which will enable you to easily work out the Green Guide rating of a particular window configuration. All you need to do is simply enter the system and specific profiles to be used and the calculator will provide you with the rating for that particular configuration.

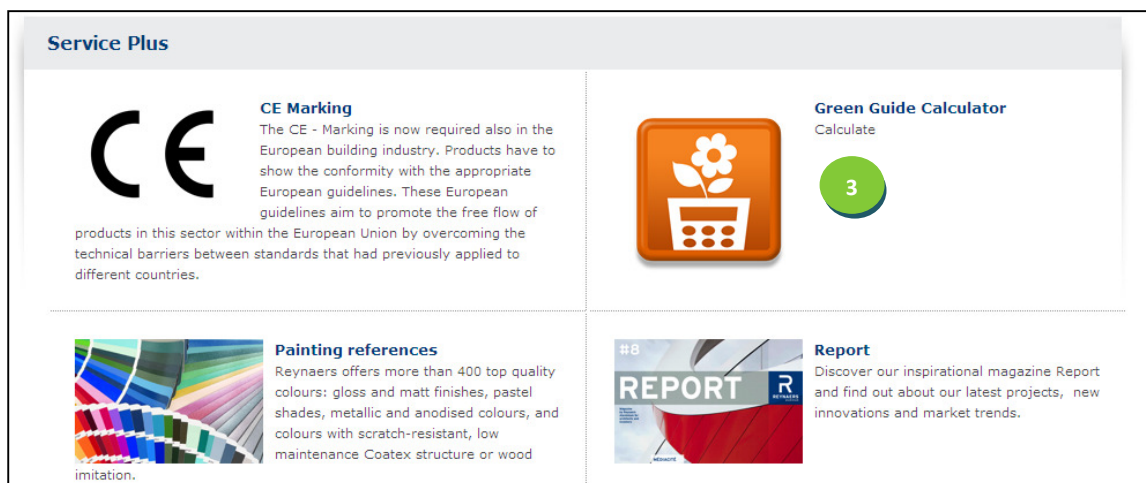
1. To access **GREEN GUIDE CALCULATOR** log on to the Reynaers Extranet\* (once logged on your name should appear in the top right hand corner next to welcome)

\* if you do not have a username and password, please go to [www.reynaers.co.uk](http://www.reynaers.co.uk) and click on EXTRANET REGISTER found on the left hand side of the homepage

2. From the top menu, select **SERVICE +**



3. From the Service Plus page, click on the **GREEN GUIDE CALCULATOR** as below, a new page will open with OVERVIEW MATERIALS.





4. To view the calculator, you will need to click on Overview Materials, the spreadsheet will appear for you to download and use.

The screenshot shows the REYNAERS EXTRANET website interface. At the top, there is a navigation bar with the REYNAERS aluminium logo on the left, a search bar with 'Article Catalogue' selected, and navigation links for Contact, News, and Events. Below the search bar is a menu with Home, Products, Online Tools, Machines & Software, Trainings, and Service+. The main content area shows a breadcrumb trail: Home > Service+ > Green Guide Calculator. On the left, there is a sidebar menu with links for CE Marking, Green Guide Calculator (highlighted), Painting references, Report, and Technical Bulletins UK. The main content area displays a message: 'Query returned more than one result. Please make sure that there is only one item with the same market, usertype and language and caml query.' Below this message, there is a dropdown menu with 'Overview materials' selected. A search result is shown as a file icon for 'Green Guide Calculator.xls' with a green circle containing the number '3' next to it. The file name 'Green Guide Calculator' and the date '4/13/2011 4:31 PM' are also visible.



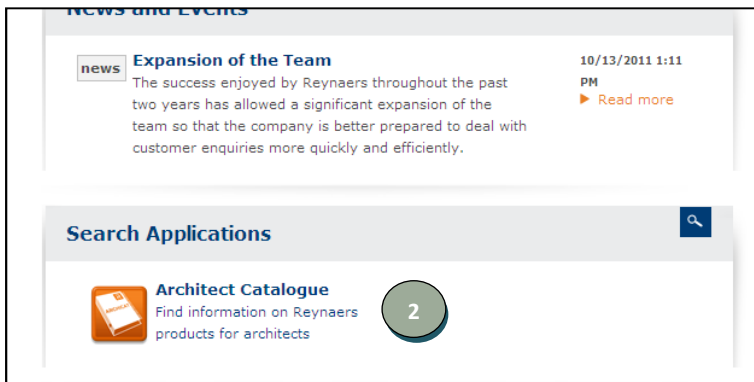
# Architects Catalogue & DWG/DXF Files

Reynaers Architects Catalogue is a complete guide and overview of Reynaers Products and Services, filled with product information, building connection details and downloadable dwg/dxf files - perfect for showing Architects and Building Professionals.

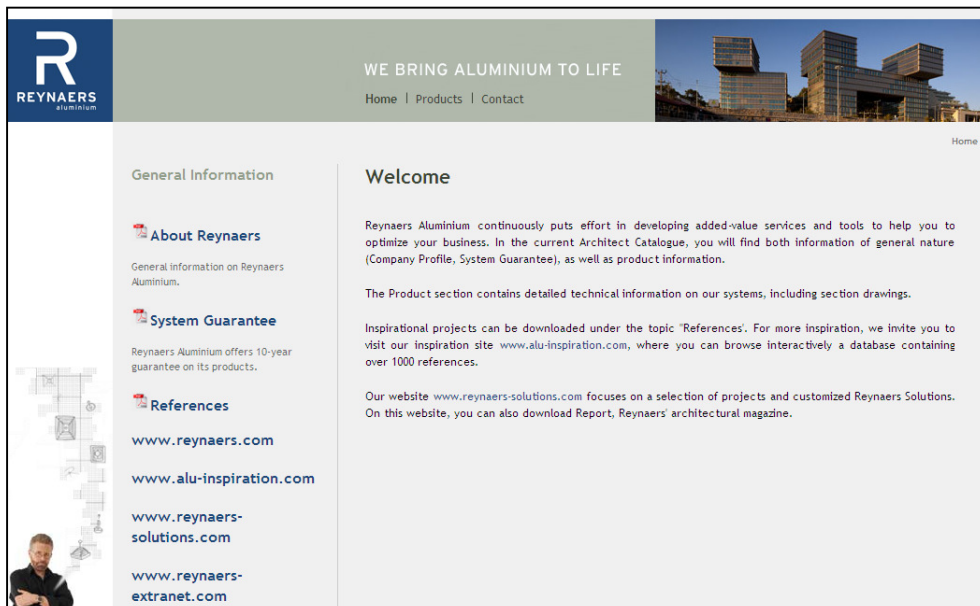
1. To access the **Architects Catalogue** log on to the Reynaers Extranet\* (once logged on your name should appear in the top right hand corner next to welcome)

\* if you do not have a username and password, please go to [www.reynaers.co.uk](http://www.reynaers.co.uk) and click on EXTRANET REGISTER found on the left hand side of the homepage

2. Once logged on, scroll down to the bottom of the homepage and click on **Architect Catalogue**



3. A new window will open, as below, you have now entered the Online Architect Catalogue.





4. You can now navigate the whole online catalogue. To view product details, click on **PRODUCTS**, found at the top, a menu will appear on the left hand side. Use the drop down menu to search specific products and variants.

REYNAERS aluminium

WE BRING ALUMINIUM TO LIFE

Home | Products | Contact

4

Home > Products

**Choose a system:**  
[Choose a system]

**Choose a variant:**  
[Design Variants]  
[Safety Variants]  
[Energy Variants]

**Combined search:**

- Windows & Doors
- Sliding doors
- Curtain walls
- Brise Soleil
- Complementary systems
- Solar

**Products**

Make your choice from one of the drop-down menus on the left to discover our products:

- Choose by system name: go directly into a system using the pull-down menu.
- Choose by variant: make a choice between a design, safety or energy variant.
- Combined search: the decision matrix gives you an overview of our products and their variants.

Next to the product brochures and technical information on the systems, the Product section also contains section drawings. All drawings can be viewed in DWG format on a scale of 1:1. They can be found in the folder entitled "DWG". The PDF documents, containing the drawing sections and building connections, contain the references for the different DWG drawings.

5. When a system is selected, the description will appear on the right.

REYNAERS aluminium

WE BRING ALUMINIUM TO LIFE

Home | Products | Contact

Home > Products > Windows & Doors > Functional > Eco system

**Choose a system:**  
[Choose a system]

**Choose a variant:**  
[Design Variants]  
[Safety Variants]  
[Energy Variants]

**Combined search:**

- Windows & Doors
- Sliding doors
- Curtain walls
- Brise Soleil
- Complementary systems
- Solar

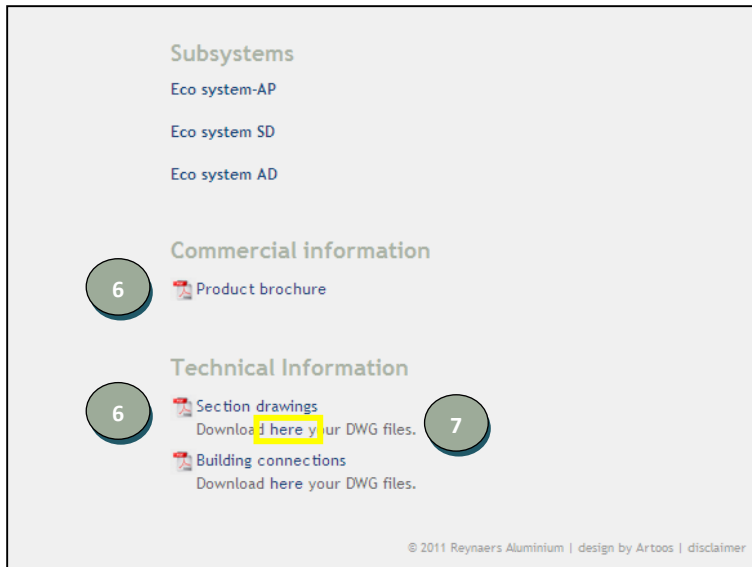
**Eco system** 5

Eco system is a high performance aluminium system that combines aesthetic design with energy efficiency. With a Uf-value down to 2.2 W/m<sup>2</sup>K, this system meets the latest thermal insulation requirements. Eco system offers a solution for every standard application for inward and outward opening windows and flush doors. Furthermore, Eco system allows the fabrication, production and easy assembly of windows and doors in less time. Different inner and outer colours are possible.

- > Min. visible width inward opening window:
  - Frame: 48 mm
  - Vent: 30 mm
- > Min. visible width outward opening window:
  - Frame: 21 mm



6. Once you have selected the product you are interested in, you can scroll down to the bottom of the description and download the **Product Brochure, Section Drawings and Building Connections** for that system



7. DWGs can be downloaded by clicking on the link at the bottom of the page underneath Section Drawings.

**Head Office, Birmingham**  
**Reynaers Ltd**  
Kettles Wood Drive, Birmingham B32 3DB  
Tel: 0121 421 1999 Fax: 0121 421 9797  
E: reynaersltd@reynaers.com

**Reynaers Consult**  
The Arena, Stockley park,  
Uxbridge UB11 1AA  
Tel: 0208 299 1741 Fax: 0208 899 1742

[www.reynaers.co.uk](http://www.reynaers.co.uk) | [www.reynaers-inspiration.co.uk](http://www.reynaers-inspiration.co.uk) | [www.reycycle.co.uk](http://www.reycycle.co.uk)



**REYNAERS**  
aluminium